

DesignLine®

Customize your presentation.
Maximize your impact.



DesignLine is presentation innovation. It is a philosophy merging everything you've ever wanted in a display with everything you've ever needed in a display. Evolved system integration fuses the individual strengths of diverse product lines—pop-up, laminated panel, extrusion, truss and tension fabric—into one portable display solution.

Da Vinci

Size: 8' h x 20' w

Approximate Weight: 530 lbs.

System: Instand frame, Platinum panels and InterConnectors, extrusion, base plates and counter tops

Casing: 1 RollMax



“You can be sure that we will continue to go with Nomadic Display.”

—J. Wolfinger

By combining the most desirable attributes of various display styles and systems, DesignLine delivers smart presentations.

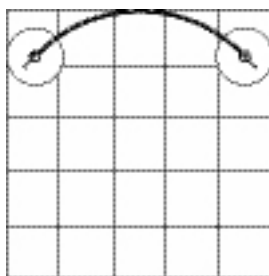
“Our Nomadic displays elicit a lot of positive comments. I have passed the name of your company on to those who have asked and sincerely hope they call.”

—A. Baridon

Start by simply selecting the kit that best meets your functional, aesthetic and budgetary requirements.

hybrid

choose



Escher

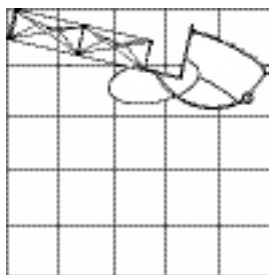


Size: 8' h x 10' w

Approximate Weight: 125 lbs.

System: Finials, extrusion, magnetic struts, mounting plates, base plates

Casing: 1 FlatPack + 1 Cylindrical



Picasso

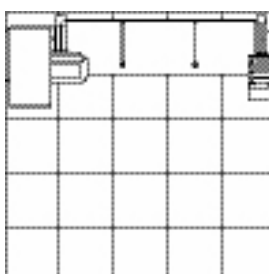


Size: 8' h x 10' w

Approximate Weight: 255 lbs.

System: Instand frame, Platinum panels and InterConnectors, header, extrusion, magnetic struts and counter tops

Casing: 3 FlatPack + 1 Rolluxe



DL8063

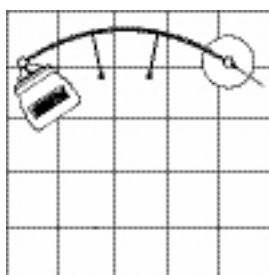


Size: 7'9" h x 10' w

Approximate Weight: 600 lbs.

System: Extrusion, magnetic struts, base plates and monitor mount

Casing: 1 RollMax



Rembrandt



Size: 8' h x 10' w

Approximate Weight: 209 lbs.

System: Extrusion, magnetic struts, base plate, counter, and monitor mount

Casing: 2 FlatPacks

“Our booth has proved to be an effective marketing tool. Overall, we are very pleased with our booth and with the service provided by Nomadic Display.”

–K. Toren

Visit your nearest showroom to experience DesignLine's full marketing potential and take advantage of graphic design, production and show coordination expertise.

“We received many compliments on the excellent quality of our display from the Board of Directors and the general membership. Many thanks for a job well done.”

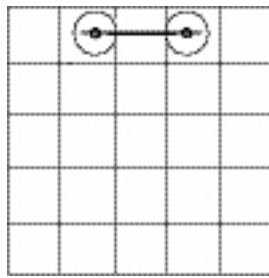
–H. Curran

Tailor your kit with a wide range of fascia, finial, base and endplate styles from DesignLine's extensive collection. Then add graphics and accessories.

serve

customizable

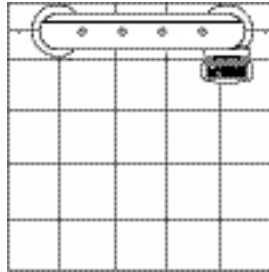
Size: 8' h x 5' w
Approximate Weight: 120 lbs.
System: Finials, extrusion, magnetic struts, base plates
Casing: 1 FlatPack + 1 Cylindrical



Matisse



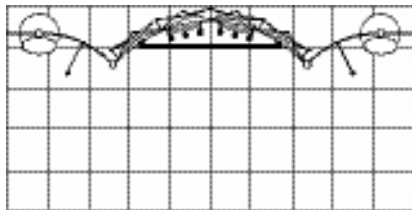
Size: 8' h x 10' w
Approximate Weight: 330 lbs.
System: Extrusion, header, base plates
Casing: 3 FlatPacks



DL8043



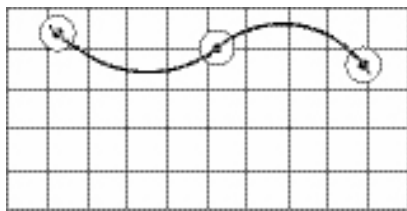
Size: 10' h x 20' w
Approximate Weight: 330 lbs.
System: Extrusion, Instand frame, magnetic struts, base plates, header
Casing: 2 FlatPacks + 2 Rolluxe



Blake



Size: 8' h x 13' w
Approximate Weight: 192 lbs.
System: Finials, extrusion, magnetic struts, base plates
Casing: 2 FlatPack + 2 Cylindrical



Monet



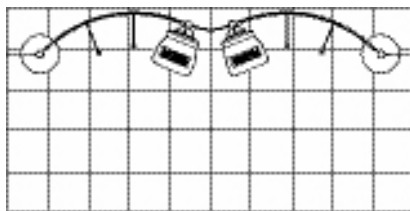
quick tips

21 Know your drayage.

In some countries, it is necessary to factor drayage into your budget. When exhibiting in those areas, it is even more important to consolidate your shipments into one order to save money.

22 Don't make waste.

64% of literature handed out at trade shows is typically thrown away so you may want to consider printing an inexpensive flyer to give away on the day.



Raphael

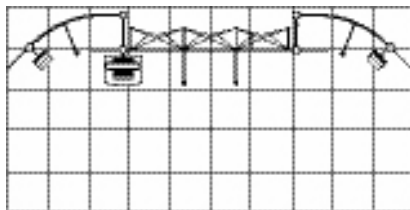


Size: 10' h x 20' w

Approximate Weight: 450 lbs.

System: Platinum panels and InterConnectors, extrusion, magnetic struts, base plates, counters

Casing: 6 FlatPacks



DL8044

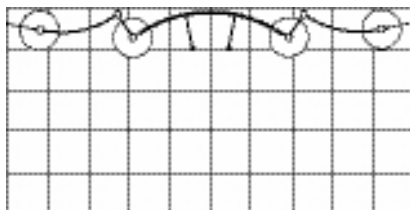


Size: 10' h x 20' w

Approximate Weight: 425 lbs.

System: Platinum panels and InterConnectors, extrusion, Instand frame, magnetic struts

Casing: 4 FlatPacks + 1 Rolluxe



Dali




Size: 10' h x 20' w

Approximate Weight: 300 lbs.

System: Finials, extrusion, magnetic struts, base plates

Casing: 4 FlatPacks



Poussin



Size: 10' h x 20' w

Approximate Weight: 765 lbs.

System: Platinum panels and InterConnectors, extrusion, Instand frame, magnetic struts, counters

Casing: 1 RollMax + 1 FlatPack + 1 Rolluxe

23 Get some help.

If you have a high volume of show leads and don't have the capacity to process them internally, consider enlisting a third-party resource. Don't let leads grow cold.

24 Right & early.

Save money on rush work and shipping charges by designing and producing your graphics ahead of time. Make sure all copy is proofread thoroughly to avoid unnecessary charges for art changes.

25 Save on travel.

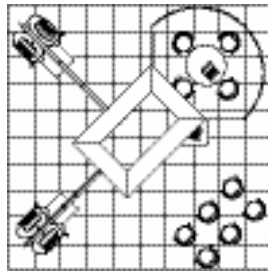
Some show organizers negotiate reduced rates or special group deals with airlines. Book flights early and ask hotels about their special rates. Take an airport shuttle to/from your hotel instead of taxis.

Size: 20' h x 20' d

Approximate Weight: 3000 lbs.

System: Platinum panels and InterConnectors, extrusion, base plates, counters, showcase

Casing: 6 RollMax



DL8045

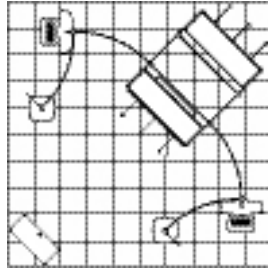


Size: 20' h x 20' d

Approximate Weight: 1310 lbs.

System: Platinum panels and InterConnectors, extrusion, base plates, counters

Casing: 2 RollMax + 1 FlatPack



DL10045

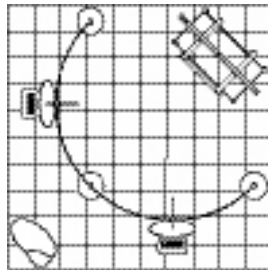


Size: 20' h x 20' d

Approximate Weight: 1310 lbs.

System: Platinum panels and InterConnectors, extrusion, base plates, counters, header

Casing: 2 RollMax + 1 FlatPack



Michelangelo

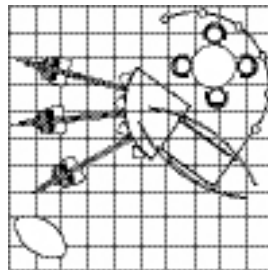


Size: 20' w x 20' d

Approximate Weight: 2250 lbs.

System: Platinum panels and InterConnectors, extrusion, counters

Casing: 3 RollMax + 6 FlatPacks



DL7045



“Just to let you know that our show went very well and the stand looked great – we had a lot of very positive comments. Other exhibitors were even taking photos!”

–J. Chartres

Each DesignLine display is delivered with custom instructions and a CareKit that contains an allen wrench/hex key and spare parts to speed installation and repacking.

The displays that Nomadic designed for our show were a big hit. Our set-up time was reduced to a fraction of what it was and we looked more professional when we were done.

–J. Carotenuto

You'll save on storage, transportation and labor because DesignLine packs and ships more efficiently, weighs less and sets up faster than many single line solutions.

assemble

intelligent

Smart options.



Endless Laminate Options
Various colors and types



Finial and Fascia Options
Various styles



Base Plate Options
Various styles



Wave Lights
UL or ETL approved
50w halogen bulb



External Rectangle Shelf
40" h



Keyboard Shelf
Max load 10 lbs.



3/4 Round Shelf
Max load 50 lbs.



Plasma Screen Mounts
Max load 20 lbs.



Watteau
Max load 220 lbs.



FlatPack Cases
Four different sizes
Ships UPS or FedEx



RollMax Cases
60" h x 34" w x 56" d



Super Tubs
50" h x 64" w x 48" d

"We were very pleased with the results, we had a great looking booth and it was easily assembled..." "Our shipping costs were reduced by almost 50% from a former hard constructed booth we had used."

-D. Zerby

Our exclusive FlatPack and RollMax rotationally molded cases are designed to guard your display from rigorous conditions during transport.

"The courteous, prompt, reliable and knowledgeable service of the staff always exceed my expectations. I am happy to recommend [Nomadic Display] as my first and only choice in display companies."

-K. Cesarski

If your DesignLine display ever fails to function due to defective materials or workmanship, Nomadic will repair or replace it free-of-charge for life.

ship

guaranteed